

## THE HIGH COURT OF ORISSA : CUTTACK

### BENCH COMPOSITION FOR 01/06/2023

V.C.Link	Hon'ble Judge(s)	Sitting Time
5 4TH FLOOR THROUGH HYBRID MODE Please refer to detail notice for more information.	MR. JUSTICE S.K.SAHOO	11:00 A.M.
5 4TH FLOOR THROUGH HYBRID MODE Please refer to detail notice for more information.	MR. JUSTICE S.K.SAHOO MR. JUSTICE M.S.RAMAN	AFTER SINGLE BENCH
23 1ST FLOOR THROUGH HYBRID MODE Please refer to detail notice for more information.	MR. JUSTICE B.P.ROUTRAY	11:00 A.M.
3 3RD FLOOR THROUGH HYBRID MODE Please refer to detail notice for more information.	MR. JUSTICE G.SATAPATHY	11:00 A.M.

Date: 31/05/2023

# **THE HIGH COURT OF ORISSA, CUTTACK**

## **NOTICE**

The Benches are functioning through hybrid arrangement (virtual on Zoom VC Platform/physical mode).

Instructions in this notice as well as the guidelines and manual under **Annexure-I** and **Annexure-II** may be referred to for video conferencing mode on Zoom VC Platform. The Standard Operating Procedure dated 11.02.2021 uploaded in the Website of the Court shall be strictly followed.

As directed, Hon'ble Shri Justice S.K.Sahoo will sit Single at 11.00 A.M. and take up the matters published for His Lordship's Single Bench.

The Division Bench of Hon'ble Shri Justice S.K.Sahoo & Hon'ble Shri Justice M.S.Raman will function after rising of the Single Bench.

**Vacation Cause Lists have been uploaded in the website of the Court.**

**(The V.C. links and helpline numbers for various Benches are provided in the following pages)**

Bench	Link for appearing through VC before Bench	Helpline Number
Hon'ble Shri Justice S.K.Sahoo	<a href="https://us02web.zoom.us/j/87595326237?pwd=dnZSaGhicW4vQ2NaeW9GZ09LR3FpQT09">https://us02web.zoom.us/j/87595326237?pwd=dnZSaGhicW4vQ2NaeW9GZ09LR3FpQT09</a>  Meeting ID: 875 9532 6237  Passcode: 1234	8328925088

\*\*The Cases which are passed over by the Division Bench of Hon'ble Shri Justice S.K.Sahoo may be taken up as and when directed by the Bench.

- 1. Learned Counsel / Party-in-person are requested to join the Video Conferencing for their respective items / cases by entering their name / identity and item number in correct manner.**
- 2. Learned Counsel / Party-in-person are requested to not switch OFF their camera as long as they are connected in the Video Conferencing session.**

3. **Connectivity of Learned Counsel / Party-in-person to VC session may be subject to compliance of (1), (2) and (3) above. If any participant in the Video Conferencing session is found to have joined without having entered his/her name / identity and item number in correct manner or if any participant is found to be keeping the camera turned OFF during the Video Conferencing then such participant(s) may be disconnected from the VC session or dealt with in the manner directed by the Hon'ble Bench.**

Bench	Link for appearing through VC before Bench	Helpline Number
Hon'ble Shri Justice S.K.Sahoo and Hon'ble Shri Justice M.S.Raman	<a href="https://us02web.zoom.us/j/87595326237?pwd=dnZSaGhicW4vQ2NaeW9GZ09LR3FpQT09">https://us02web.zoom.us/j/87595326237?pwd=dnZSaGhicW4vQ2NaeW9GZ09LR3FpQT09</a>  Meeting ID: 875 9532 6237  Passcode: 1234	8328925088

\*\*The Cases which are passed over by the Division Bench of Hon'ble Shri Justice S.K.Sahoo and Hon'ble Shri Justice M.S.Raman may be taken up as and when directed by the Bench.

1. **Learned Counsel / Party-in-person are requested to join the Video Conferencing for their respective items / cases by entering their name / identity and item number in correct manner.**
2. **Learned Counsel / Party-in-person are requested to not switch OFF their camera as long as they are connected in the Video Conferencing session.**
3. **Connectivity of Learned Counsel / Party-in-person to VC session may be subject to compliance of (1), (2) and (3) above. If any participant in the Video Conferencing session is found to have joined without having entered his/her name / identity and item number in correct manner or if any participant is found to be keeping the camera turned OFF during the Video Conferencing then such participant(s) may be disconnected from the VC session or dealt with in the manner directed by the Hon'ble Bench.**

Bench	Link for appearing through VC before Bench	Helpline Number
Hon'ble Shri Justice B.P.Routray	<a href="https://us02web.zoom.us/j/89037935752?pwd=RERCeThzbiNSZ29peVBONXVURklqdz09">https://us02web.zoom.us/j/89037935752?pwd=RERCeThzbiNSZ29peVBONXVURklqdz09</a> Meeting ID: 890 3793 5752 Passcode: 1234	8908030260

**\*\*The Cases which are passed over by the Single Bench of Hon'ble Shri Justice B.P.Routray may be taken up as and when directed by the Bench.**

- 1. Learned Counsel / Party-in-person are requested to join the Video Conferencing for their respective items / cases by entering their name / identity and item number in correct manner.**
- 2. Learned Counsel / Party-in-person are requested to not switch OFF their camera as long as they are connected in the Video Conferencing session.**
- 3. Connectivity of Learned Counsel / Party-in-person to VC session may be subject to compliance of (1), (2) and (3) above. If any participant in the Video Conferencing session is found to have joined without having entered his/her name / identity and item number in correct manner or if any participant is found to be keeping the camera turned OFF during the Video Conferencing then such participant(s) may be disconnected from the VC session or dealt with in the manner directed by the Hon'ble Bench.**

Bench	Link for appearing through VC before Bench	Helpline Number
Hon'ble Shri Justice Gourishankar Satapathy	<a href="https://zoom.us/j/97661525831?pwd=Q0RFbVZvNERTZ3hwYUZpOCtmMmVZZz09">https://zoom.us/j/97661525831?pwd=Q0RFbVZvNERTZ3hwYUZpOCtmMmVZZz09</a> Meeting ID: 976 6152 5831 Passcode: 1234	8763364060

**\*\*The Cases which are passed over by the Single Bench of Hon'ble Shri Justice Gourishankar Satapathy may be taken up as and when directed by the Bench.**

- 1. Learned Counsel / Party-in-person are requested to join the Video Conferencing for their respective items / cases by entering their name / identity and item number in correct manner.**
- 2. Learned Counsel / Party-in-person are requested to not switch OFF their camera as long as they are connected in the Video Conferencing session.**
- 3. Connectivity of Learned Counsel / Party-in-person to VC session may be subject to compliance of (1), (2) and (3) above. If any participant in the Video Conferencing session is found to have joined without having entered his/her name / identity and item number in correct manner or if any participant is found to be keeping the camera turned OFF during the Video Conferencing then such participant(s) may be disconnected from the VC session or dealt with in the manner directed by the Hon'ble Bench.**

**THE HIGH COURT OF ORISSA,**

**CUTTACK**

**THE 31<sup>ST</sup> MAY, 2023**

**BY ORDER,**

**Sd/Amaresh Nayak**

**31/05/2023**

**DEPUTY REGISTRAR (JUDL.)**

## **Annexure-I**

### **(Guidelines for appearing through Video Conferencing from Remote Locations)**

If the learned Counsel intend to appear through Video Conferencing from their respective Homes/Offices/Any other Remote Location, they may please follow the procedure laid down below :-

1. Learned Counsel and Litigants may appear through Video Conferencing before a Bench by following the Zoom VC Manual at **Annexure-II**.
2. Learned Advocates / Parties-in-person may install “Zoom Meetings” in their devices for better experience.

Application in their Mobile Phones from Android Play Store or Apple Store.

3. The VC link for every Bench is mentioned in the CauseList Notice. While accessing this notice/document in soft format in website of Hon'ble Court, the concerned Advocates may please click such link for appearing before their concerned Bench. Please ensure that the link is not shared with anyone unconnected with the case. The Bench may direct for removal of any participant during Virtual Hearing for any reason deemed fit and proper.

In case of any difficulty, the helpline numbers assigned to a particular Bench may please be contacted.

4. The concerned Bench may direct as to which and how many number of participants may be joined in VC session at a time keeping in view the functionality of VC software and various related factors.
5. Sometimes to avoid disturbance or overlapping of sound or upon direction of the Bench, the operator may restrict the unmuting facility. In such a case, Kindly wait till your item number is called. Please do not unmute the microphone until your item number reaches. Microphone should again be muted once the interaction with the Bench is over.
6. During video conferencing, the Advocates/ parties-in-person are requested to keep the screen rotation of their mobile on and to hold the mobile phone in landscape position.
7. If for any reason, Video conferencing cannot be held through Zoom Application, the case may be heard in any other method as the Bench directs.
8. Robust bandwidth/network connectivity has to be ensured by the Advocate/Party in such device through which it is intended to join the Video Conferencing. It shall also be the responsibility of the Advocate/Party to arrange camera, microphone etc which are required for joining Video Conferencing.

9. It is highly important that if VC is being joined through a mobile phone then its network signal should be steady and no call should be made to / from such phone during VC session or else the connection shall get disrupted.
10. In case for any reason connection gets disconnected before the hearing of the matter is over, Advocates/Parties shall again follow the same method as stated above to rejoin the Video Conferencing.
11. All applicable decorum as maintained in a Courtroom shall be maintained by Advocates/Parties appearing through Video Conferencing and they should be properly dressed.
12. Only one person may speak at a time or else there will be overlapping of voices and echo shall be caused thereby disturbing the proceeding. The participant of the VC who is not interacting with the Bench should mute the microphone to avoid disturbance/overlapping of sounds.
13. Silence should be maintained in the surrounding area so that there is no noise interference while the Hon'ble Bench and the Counsel are interacting through VC. **Surrounding noise or other kind of disturbance such as highspeed fan should be avoided as far as possible to ensure clear transmission of voice.**
14. If any participant of the VC shall perform any act which is either not related to the hearing or is done without the permission of the Bench then he/she may get disconnected from VC and action as directed by the Bench may be taken in the matter.
15. Recording and / or publishing or sharing of the VC proceeding is strictly prohibited.

**N.B: Please refer to the Zoom User Manual in the next page (Annexure II).**

-----

## ANNEXURE- II

### ZOOM USER MANUAL

There are two options for connecting to Video Conferencing through Zoom:-

**By clicking Zoom VC Link (through Desktop/ Laptop or Mobile Phone  
By entering ZOOM Meeting ID and PASSCODE (through Desktop/ Laptop or MobilePhone)**

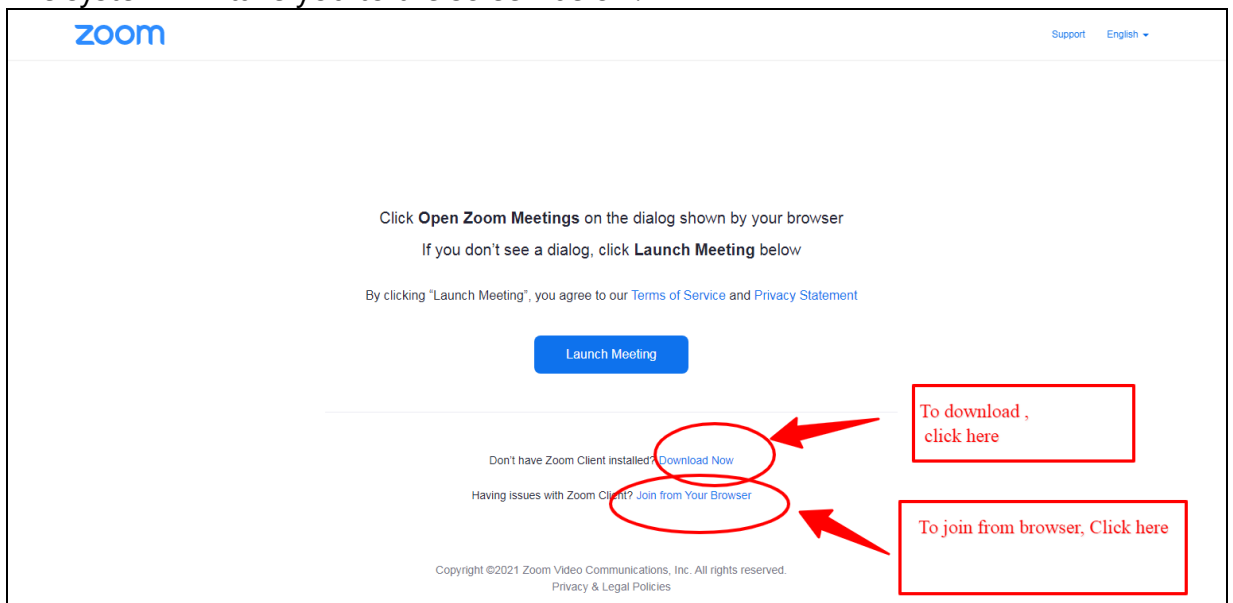
### CONNECTING BY USING ZOOM VC LINK WHEN JOINING THROUGH LAPTOP/DESKTOP

1. Click on given Zoom Link published in the Cause List Notice for particular Bench.

For example: -

<https://us02web.zoom.us/j/84202003923>

The system will take you to the screen below:-



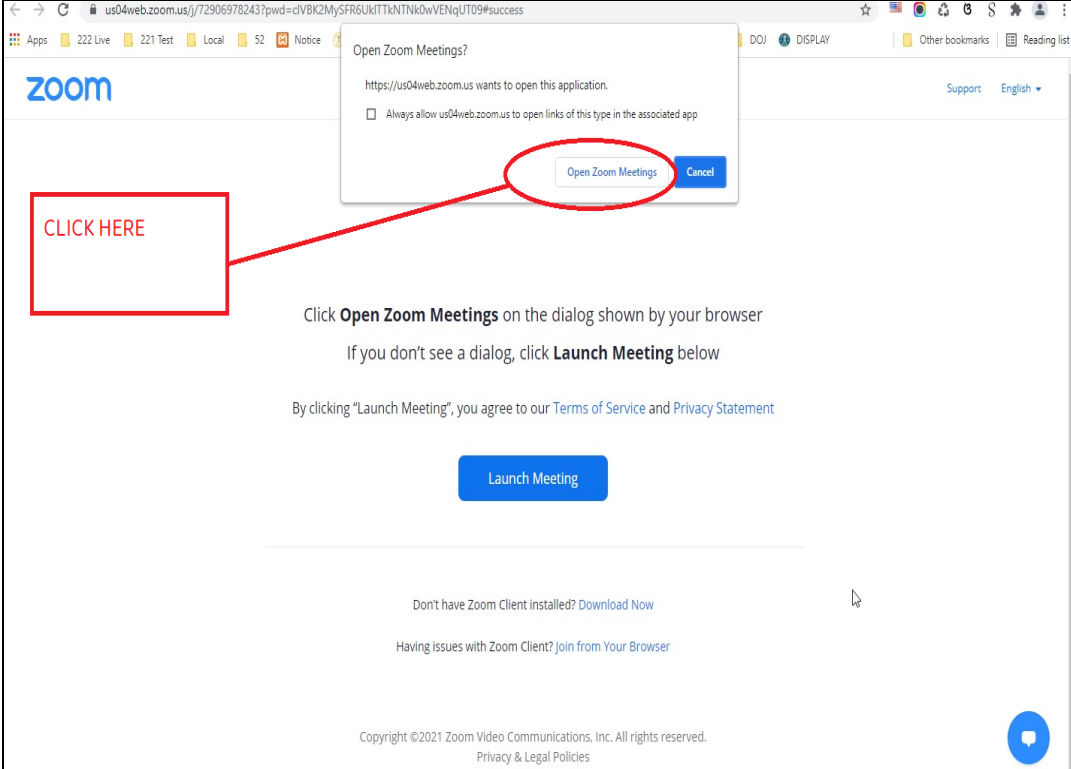
One can proceed to select download now option. After download is complete, please click on the downloaded file. Proceed to install. Wait till installation is complete.

or

Select the option "Join from Your Browser".



## 2. Click on "Open Zoom Meetings".



The screenshot shows a web browser window with a Zoom meeting page. A dialog box titled "Open Zoom Meetings?" is displayed, asking for permission to open the application. The dialog box contains the text "https://us04web.zoom.us wants to open this application." and a checkbox labeled "Always allow us04web.zoom.us to open links of this type in the associated app". The "Open Zoom Meetings" button is circled in red, and a red box with the text "CLICK HERE" has an arrow pointing to it.

zoom

Open Zoom Meetings?

https://us04web.zoom.us wants to open this application.

Always allow us04web.zoom.us to open links of this type in the associated app

Open Zoom Meetings Cancel

CLICK HERE

Click **Open Zoom Meetings** on the dialog shown by your browser  
If you don't see a dialog, click **Launch Meeting** below

By clicking "Launch Meeting", you agree to our [Terms of Service](#) and [Privacy Statement](#)

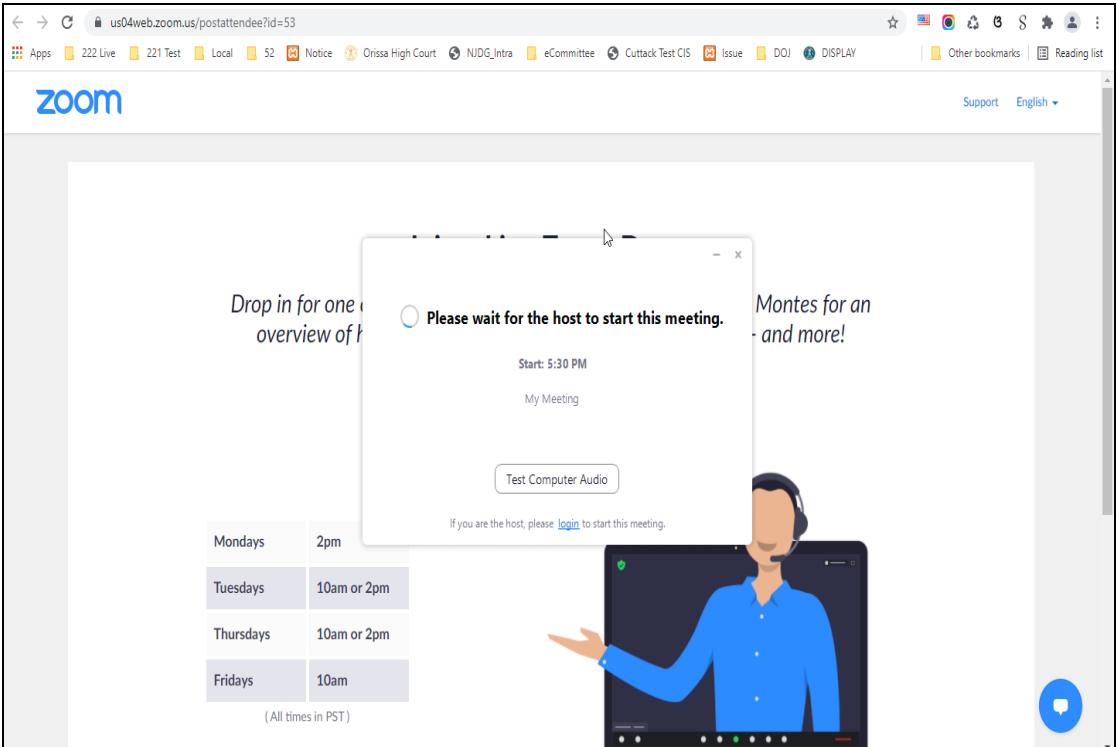
Launch Meeting

Don't have Zoom Client installed? [Download Now](#)

Having issues with Zoom Client? [Join from Your Browser](#)

Copyright ©2021 Zoom Video Communications, Inc. All rights reserved.  
[Privacy & Legal Policies](#)

## 3. a) If the Video Conferencing has not started, then please wait until the host starts the VC.



The screenshot shows a Zoom meeting page with a dialog box that says "Please wait for the host to start this meeting." The dialog box also displays "Start: 5:30 PM" and "My Meeting". Below the dialog box, there is a "Test Computer Audio" button and a link to "login" if you are the host. The background shows a meeting agenda with times for Mondays through Fridays, and a video thumbnail of a person in a blue shirt.

zoom

Drop in for one overview of Montes for an and more!

Please wait for the host to start this meeting.

Start: 5:30 PM

My Meeting

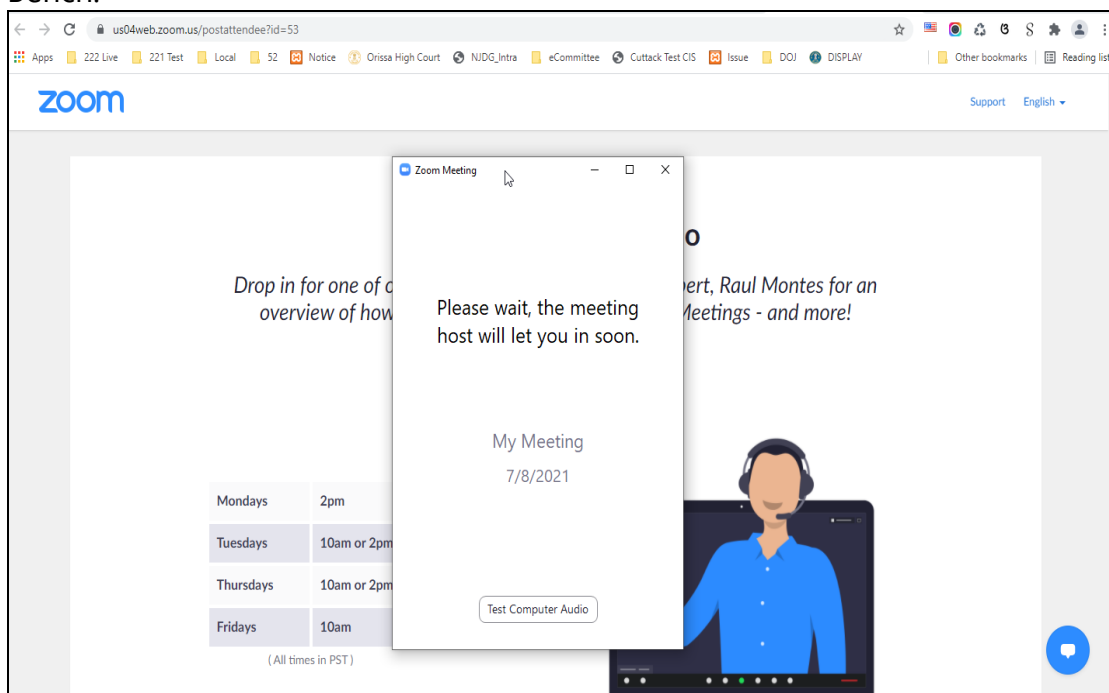
Test Computer Audio

If you are the host, please [login](#) to start this meeting.

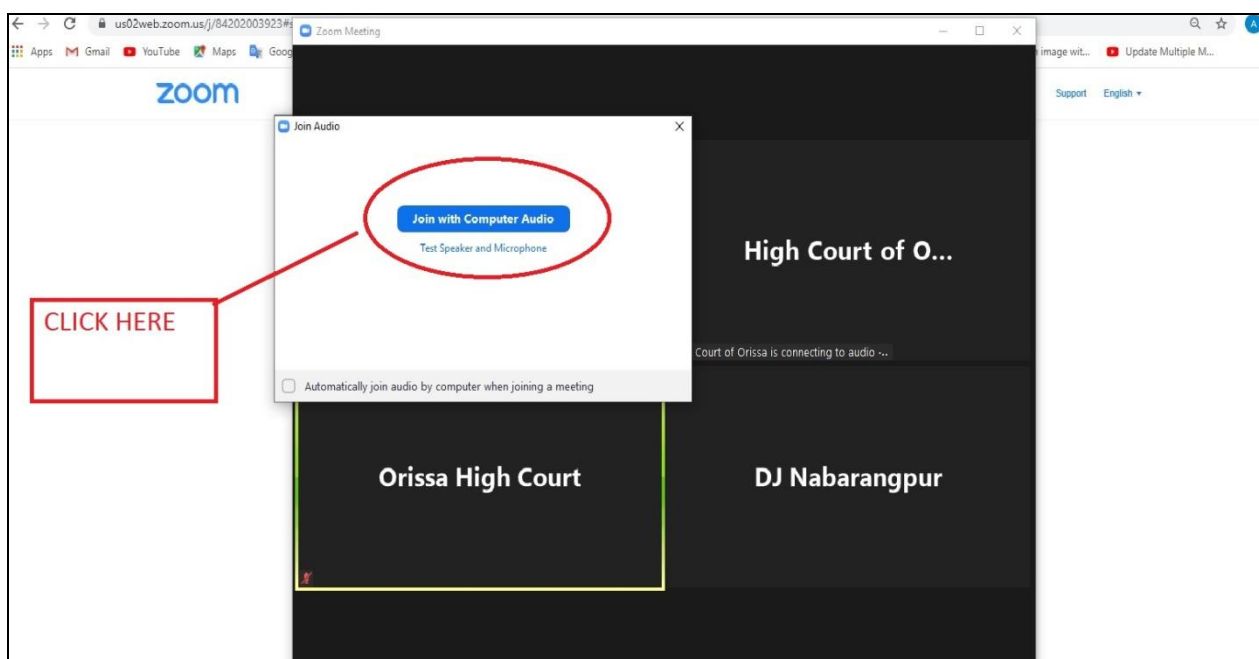
Mondays	2pm
Tuesdays	10am or 2pm
Thursdays	10am or 2pm
Fridays	10am

(All times in PST)

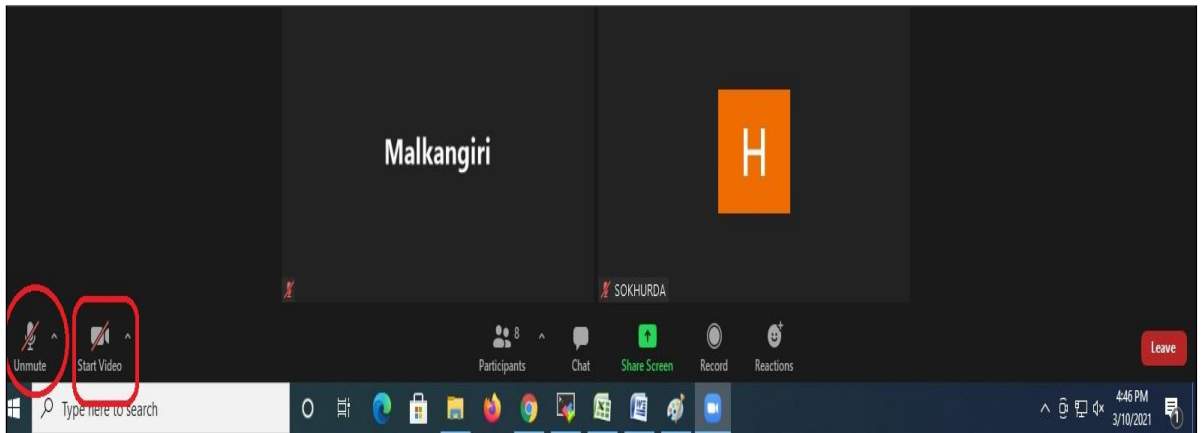
b) If virtual waiting Room has been enabled for a particular Bench, then the following message will be shown. In such a case, please wait for the host to let you in. This shall however be subject to the direction of the concerned Bench.



4. Select the option "Join with Computer Audio" to remain audible. The system may ask for permission to allow using the device camera and microphone. The same may be allowed.



5. Tap or click "Unmute" and "Start video". Please ensure that there is no red diagonal line across the video and microphone icons.



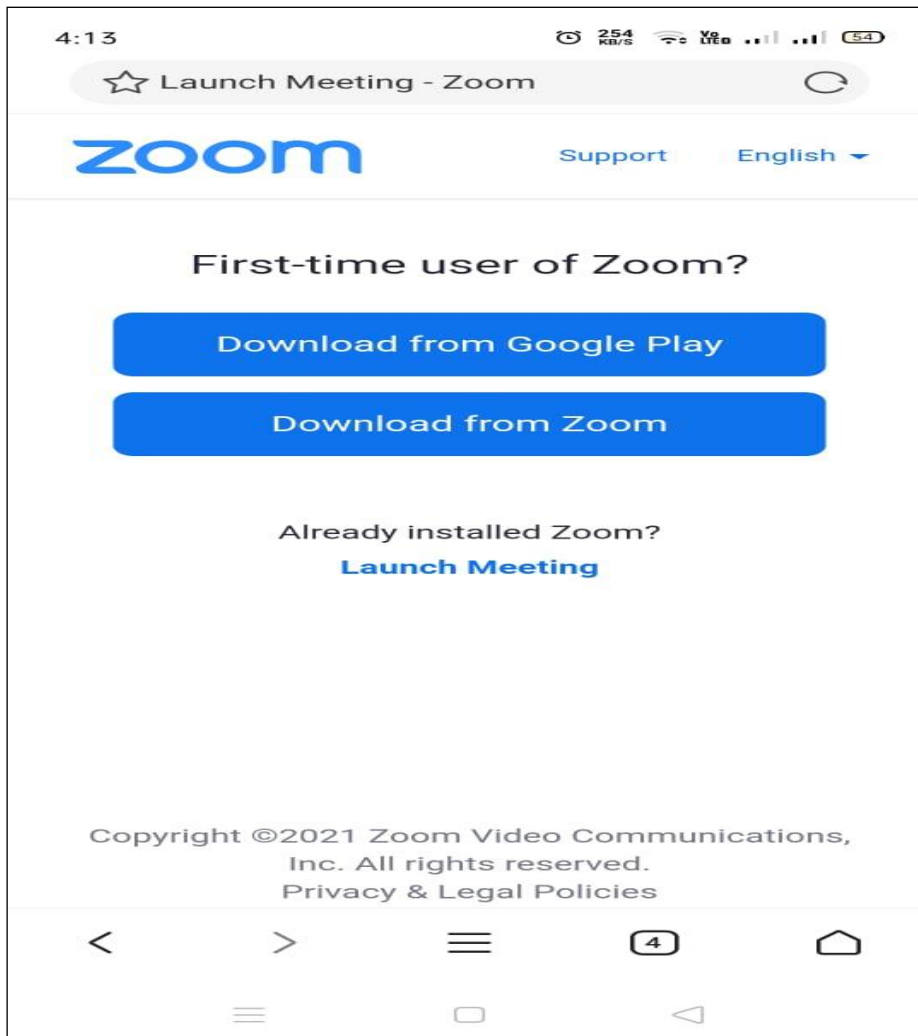
- You can select the camera or audio source you would like to use if you have available options.
- If you have only one camera or audio source, it will be selected by default.

## **CONNECTING TO ZOOM USING ZOOM LINK THROUGH MOBILE PHONE**

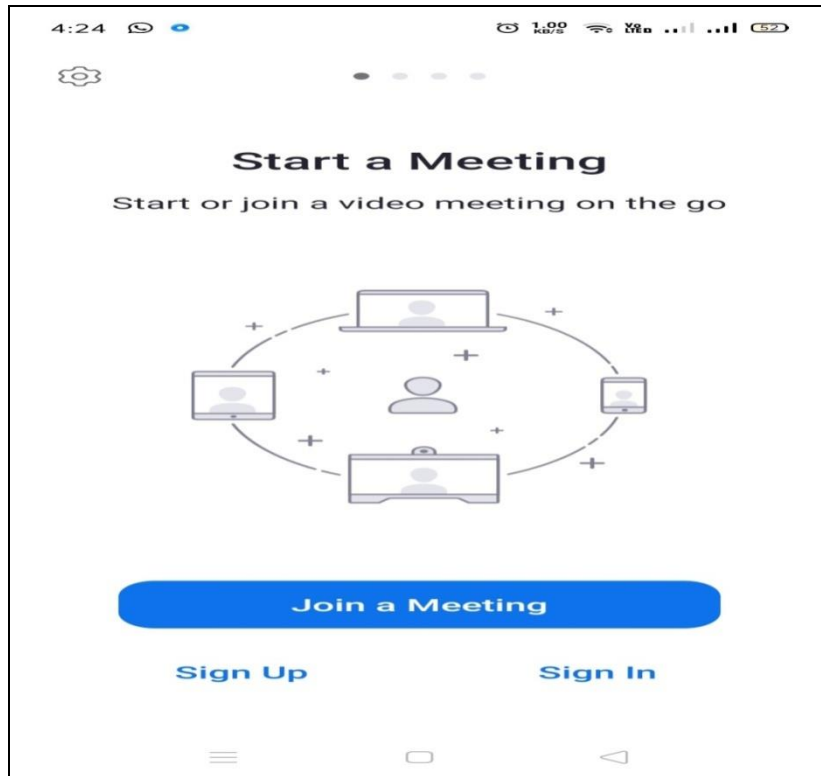
1. Click on given Zoom Link. For example:-

<https://us02web.zoom.us/j/84202003923>

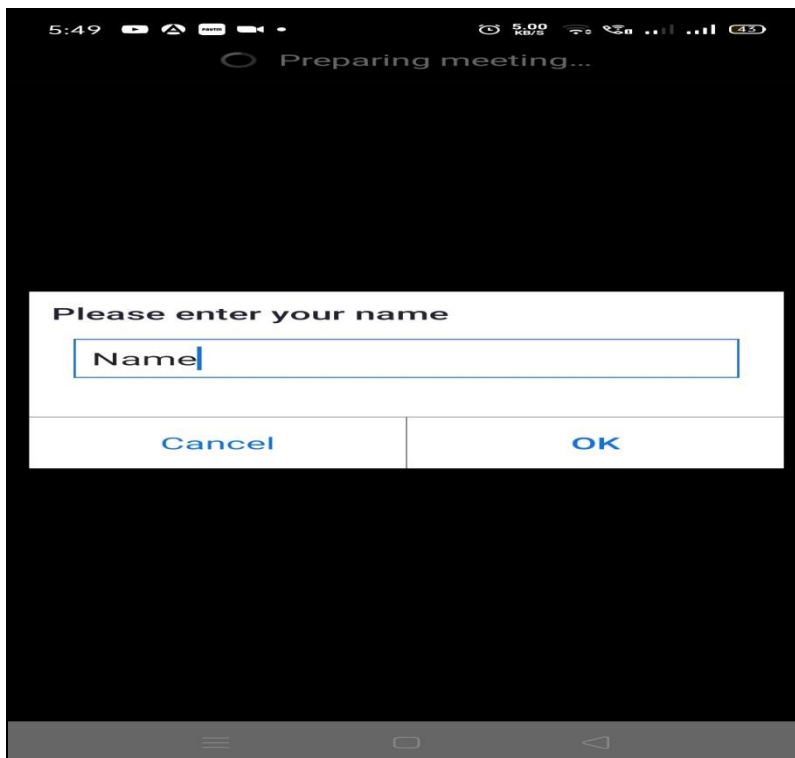
The system will take you to the following screen:-

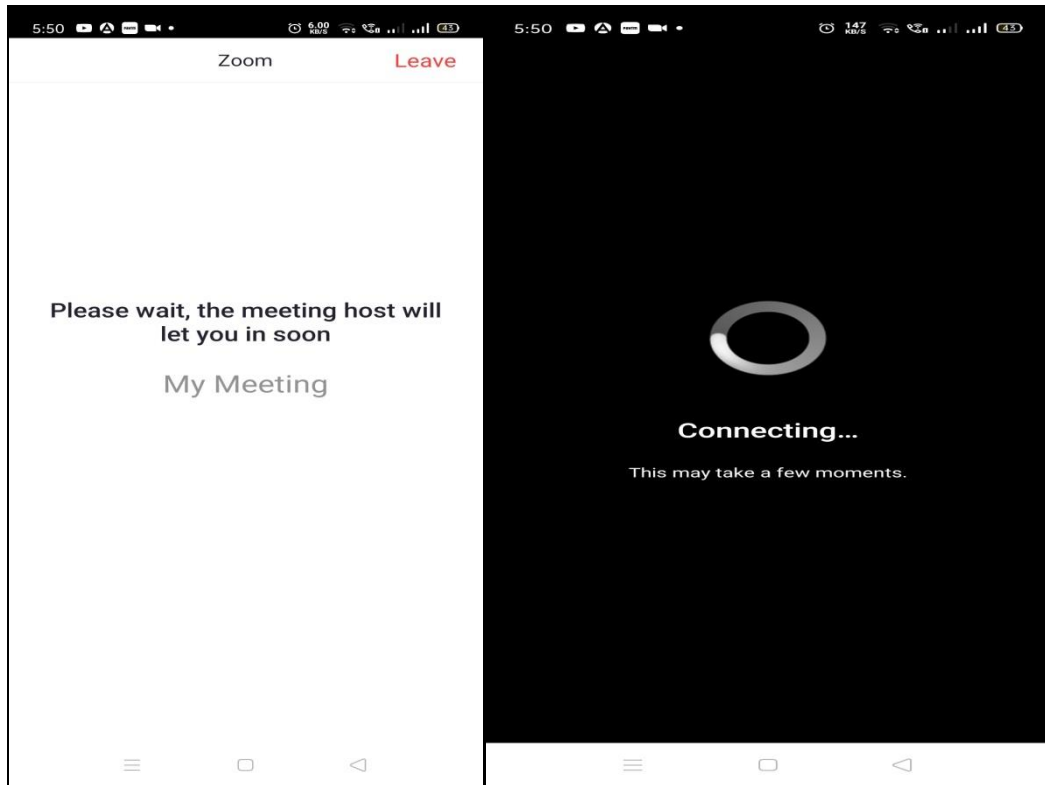


One can proceed to select download option depending on the Mobile Phone in use. Wait till installation is complete




**Enter your Name or any other details**





2. Select **“Join with Computer Audio”** or **“Join with Wifi or Cellular data”** to remain audible.



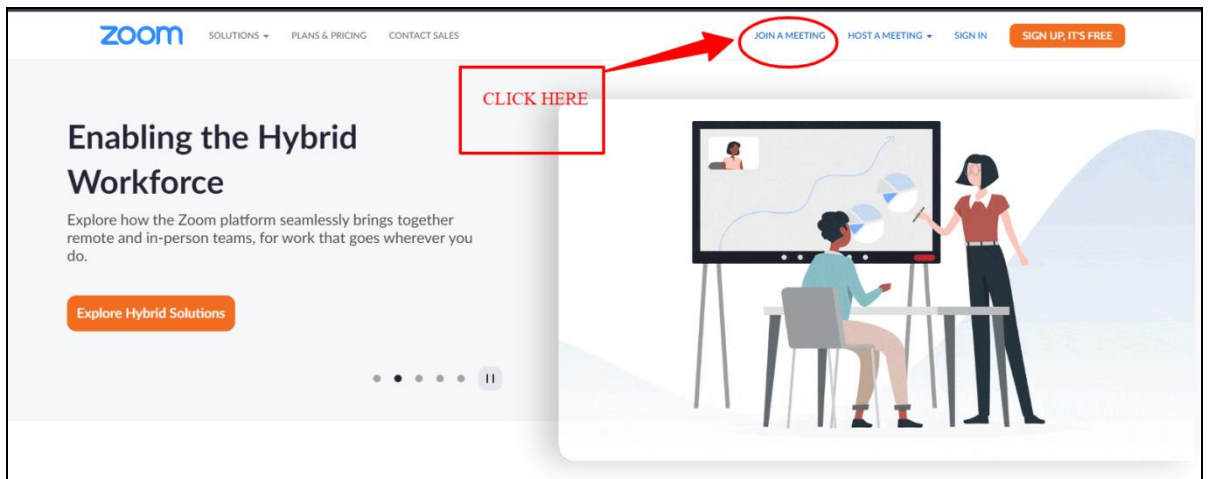
**CLICK THIS TO  
REMAIN AUDIBLE IN  
VC**

3. You have connected successfully to the zoom meeting.

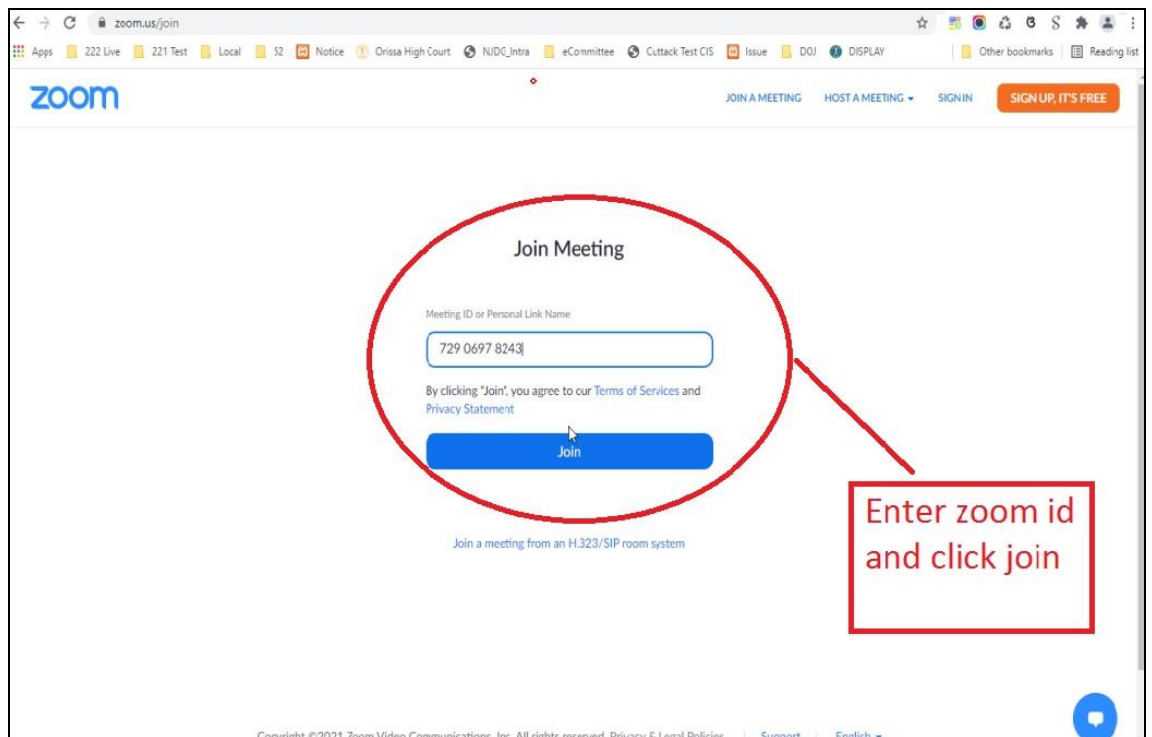


## CONNECTING TO ZOOM USING ZOOM ID AND PASSCODE(Joining through Laptop/Desktop)

1. Click on Zoom from google and then Click on "Join a Meeting":-

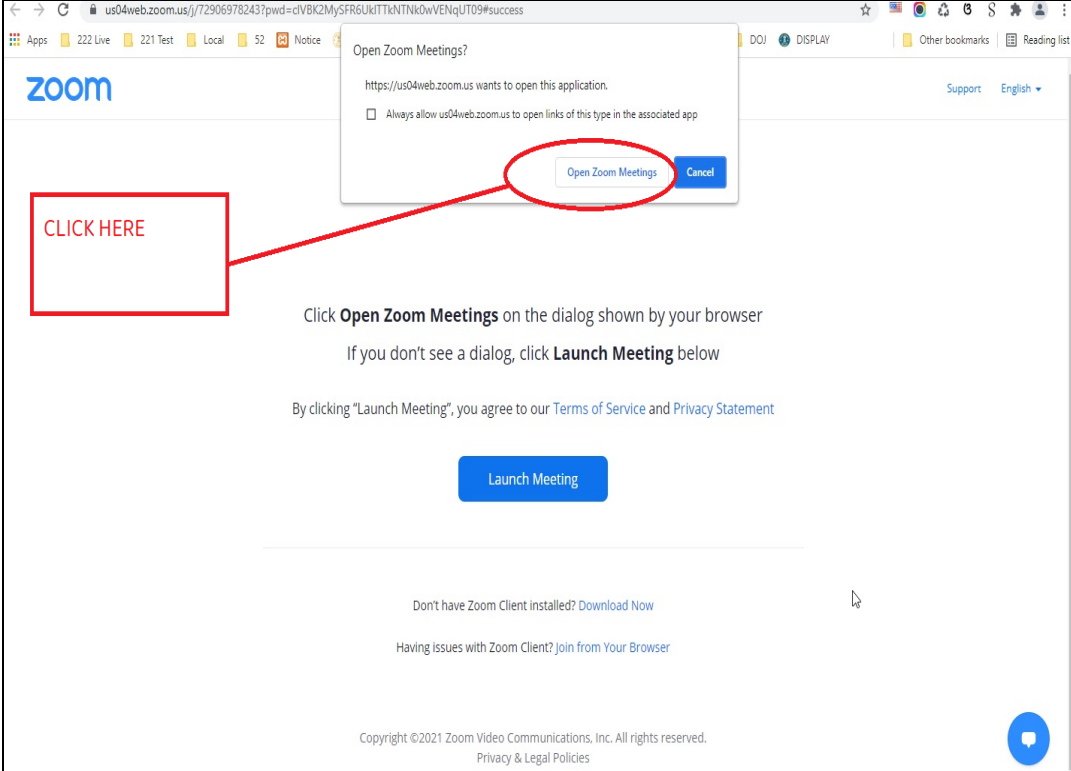


2. Enter Your meeting ID and click on join.



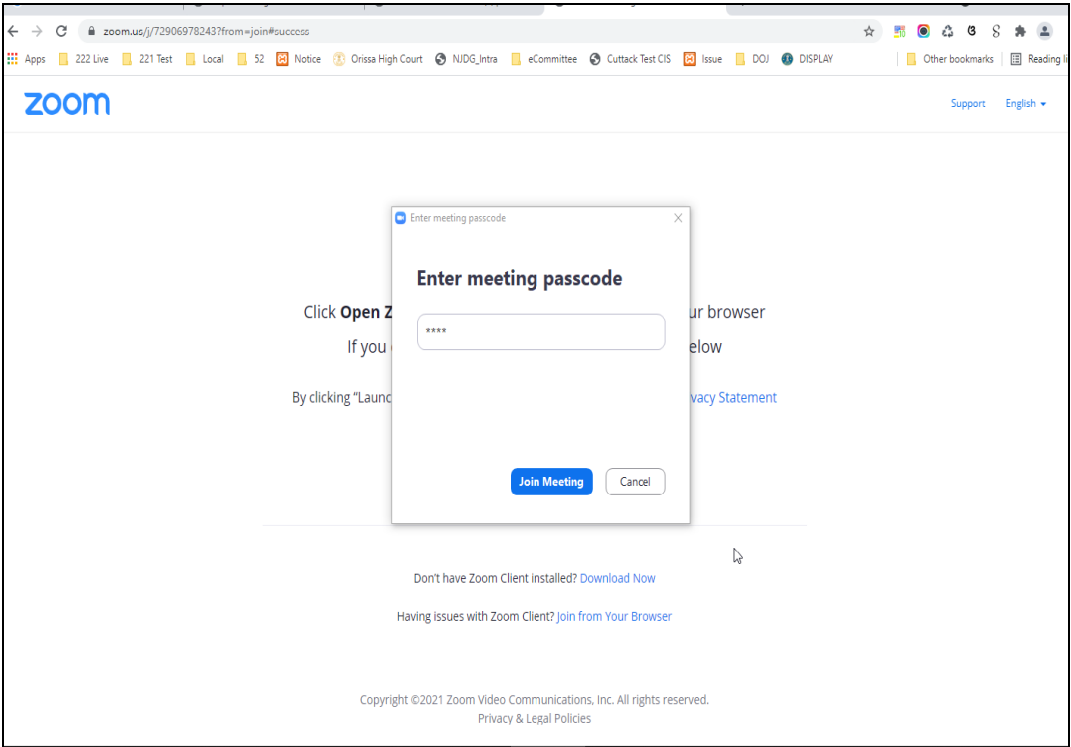


3. Click on "open zoom meetings".



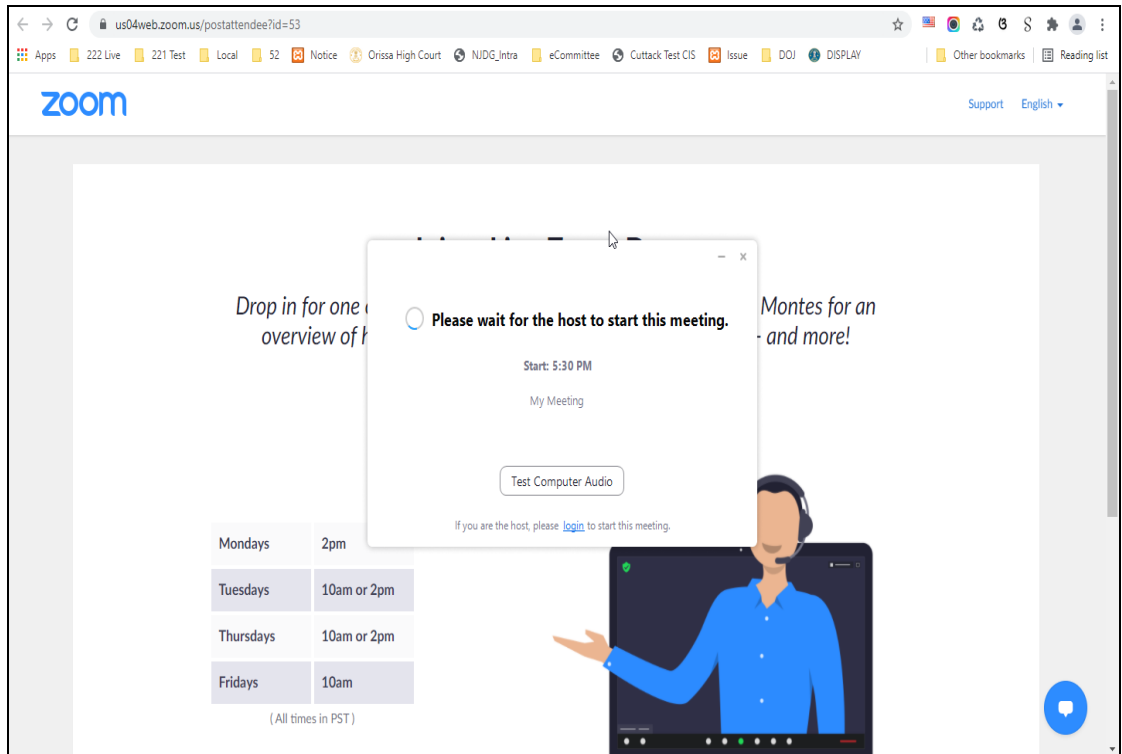
The screenshot shows a web browser window displaying the Zoom meeting page. A dialog box titled "Open Zoom Meetings?" is open, asking for permission to open the application. The dialog box contains the URL "https://us04web.zoom.us" and a checkbox for "Always allow us04web.zoom.us to open links of this type in the associated app". The "Open Zoom Meetings" button is circled in red, and a red box with the text "CLICK HERE" has an arrow pointing to it. Below the dialog box, the page text reads: "Click **Open Zoom Meetings** on the dialog shown by your browser. If you don't see a dialog, click **Launch Meeting** below. By clicking 'Launch Meeting', you agree to our [Terms of Service](#) and [Privacy Statement](#)". A blue "Launch Meeting" button is visible. At the bottom, there are links for "Don't have Zoom Client installed? [Download Now](#)" and "Having issues with Zoom Client? [Join from Your Browser](#)". The footer includes "Copyright ©2021 Zoom Video Communications, Inc. All rights reserved. Privacy & Legal Policies" and a blue chat icon.

4. Enter meeting Passcode.

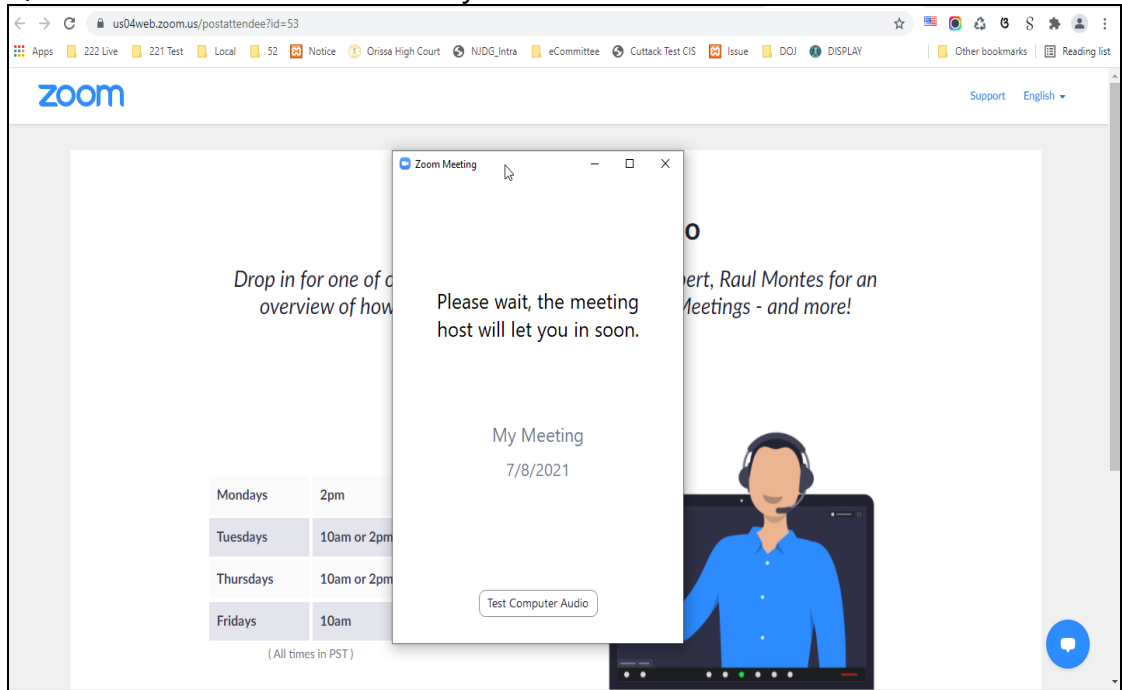


The screenshot shows the same Zoom meeting page as above, but with a different dialog box. The dialog box is titled "Enter meeting passcode" and has a text input field containing "\*\*\*\*". Below the input field are "Join Meeting" and "Cancel" buttons. The background page text is partially obscured by the dialog box, but the "Launch Meeting" button and footer information are still visible.

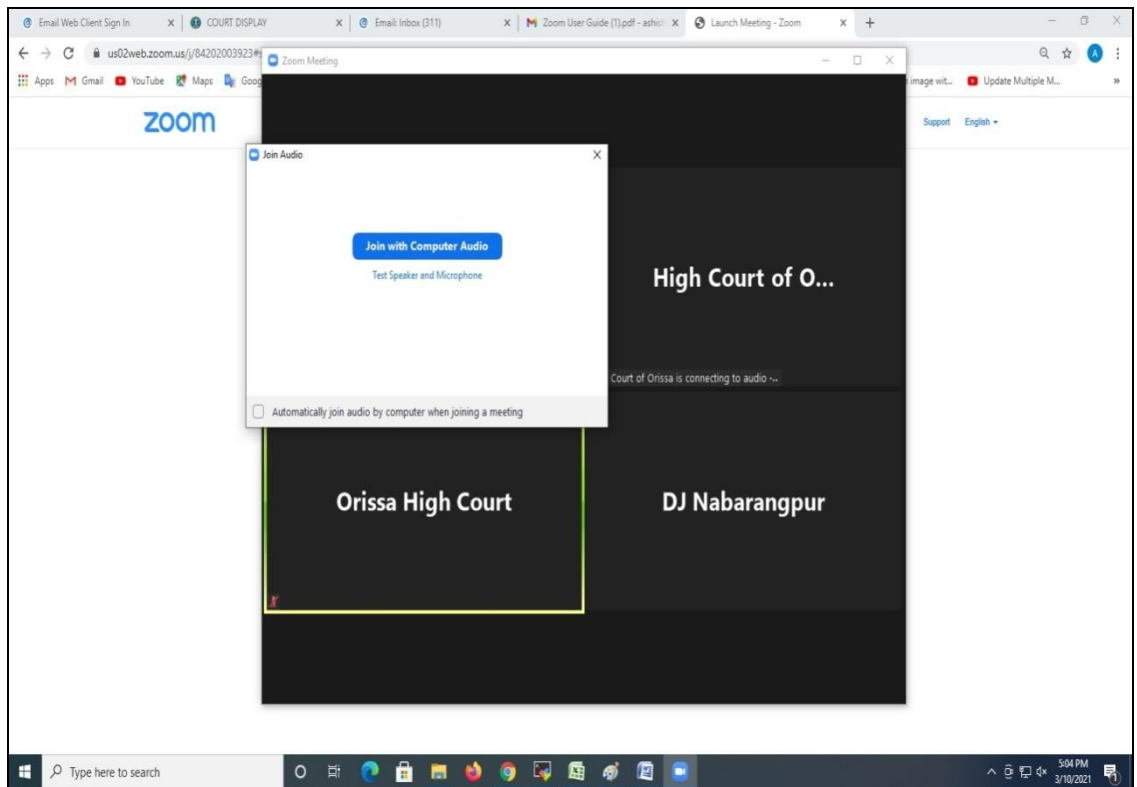
5. a) Please wait until the host starts the meeting.



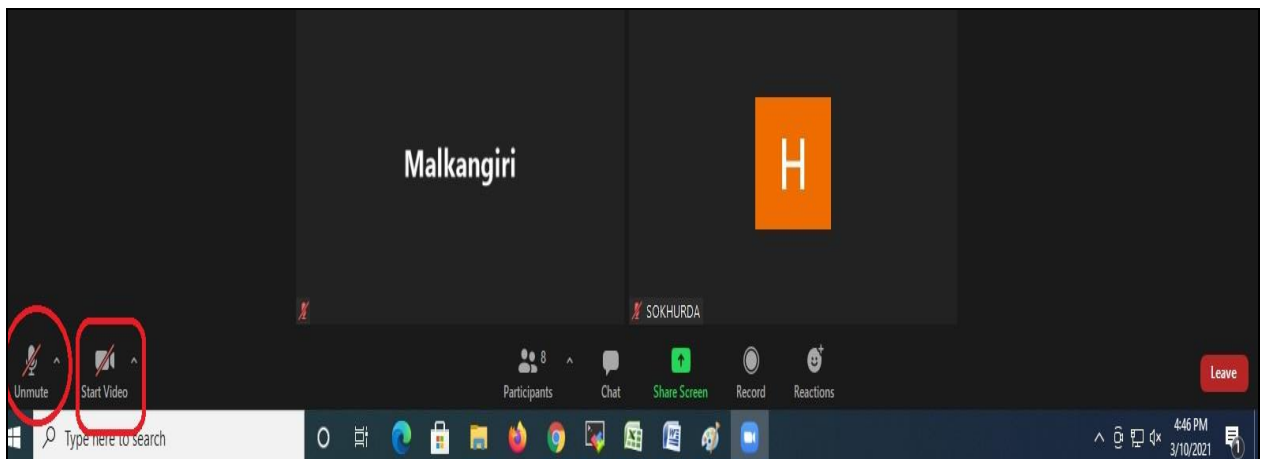
b) Please wait until the hosts let you in.



6. After admitted by Host select **“Join with Computer Audio”**.

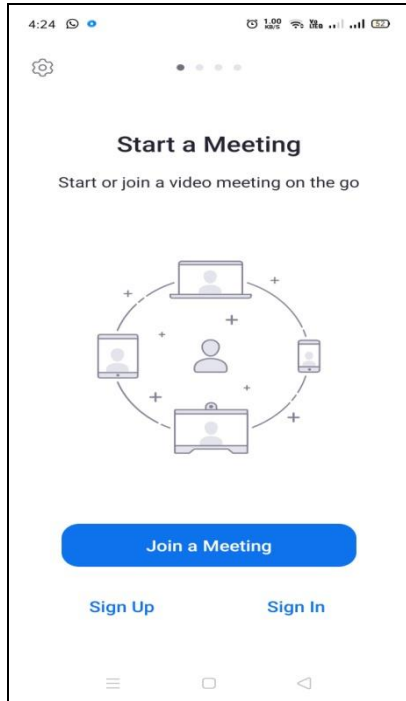


7. Tap or click **“Unmute”** and **“Start video”**; ensure that there is no red diagonal line across the video and microphone icons.
- You can select the camera or audio source you would like to use if you have available options.
  - If you have only one camera or audio source, it will be selected default(above).

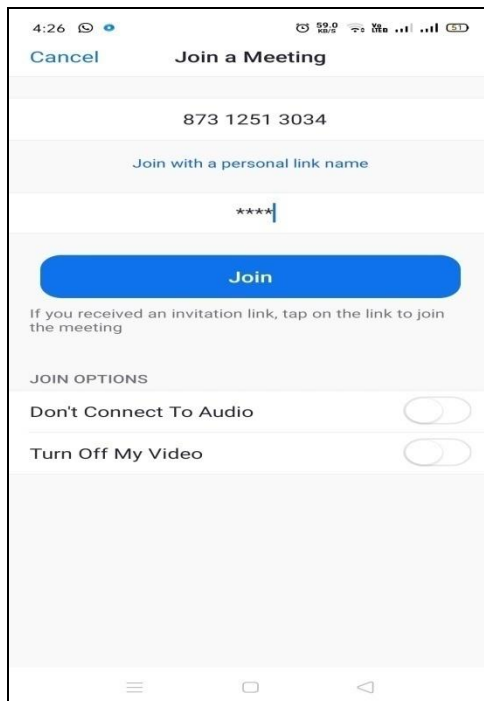


## **JOIN USING ZOOM ID AND PASSCODE THROUGH MOBILE PHONE**

1. Open Zoom App installed in your Mobile phone.
2. Click on **"Join a Meeting"**.

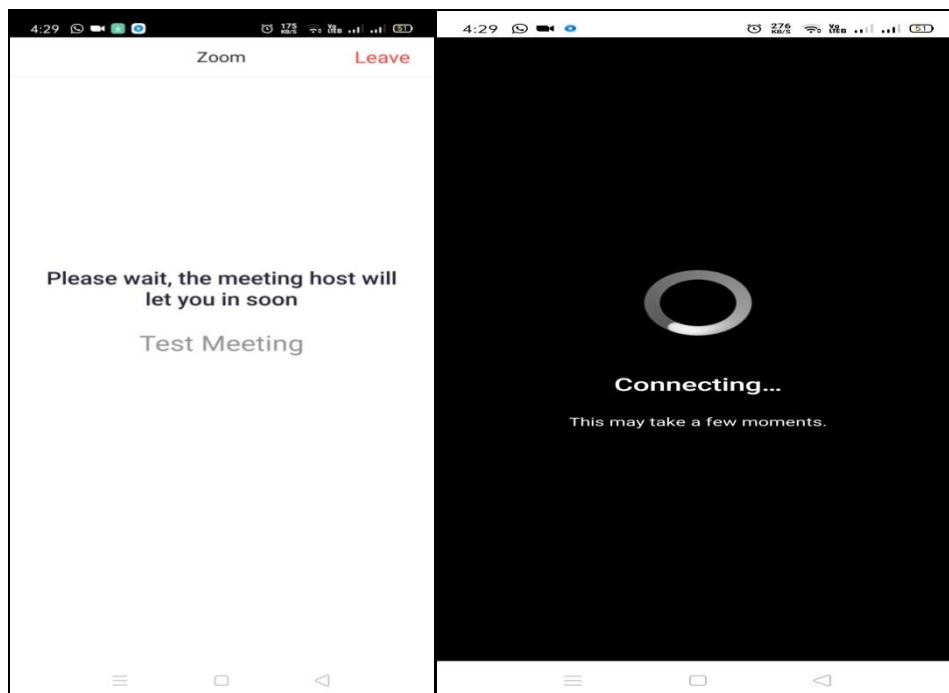
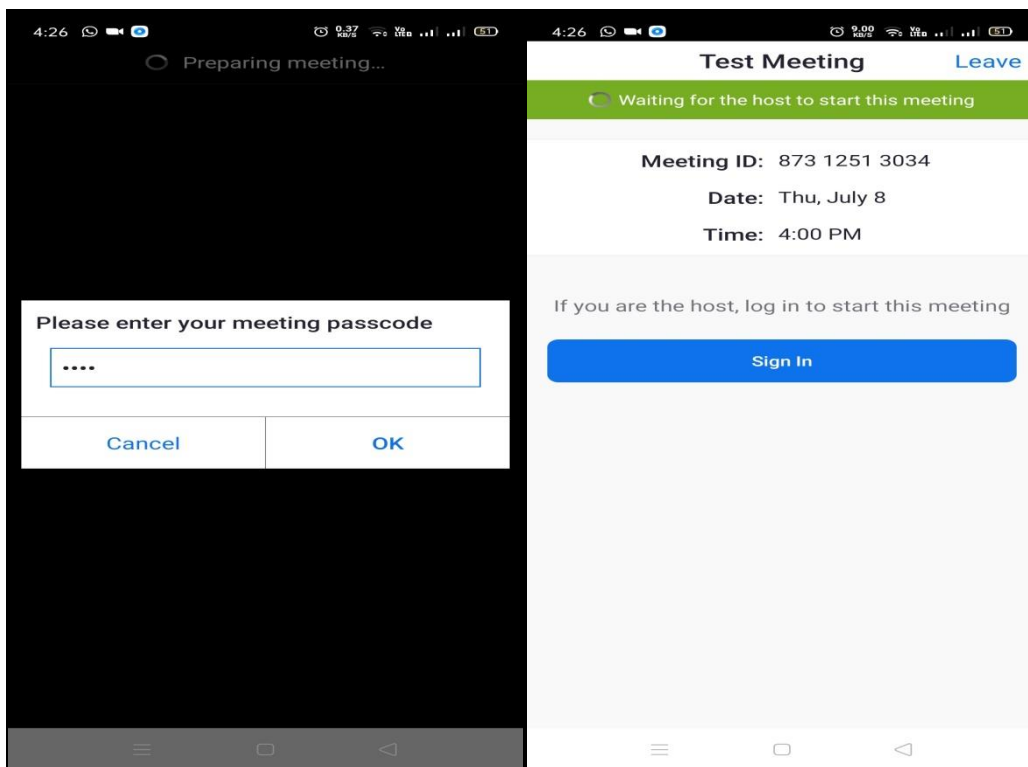


3. Enter Zoom ID as shown in image below:-

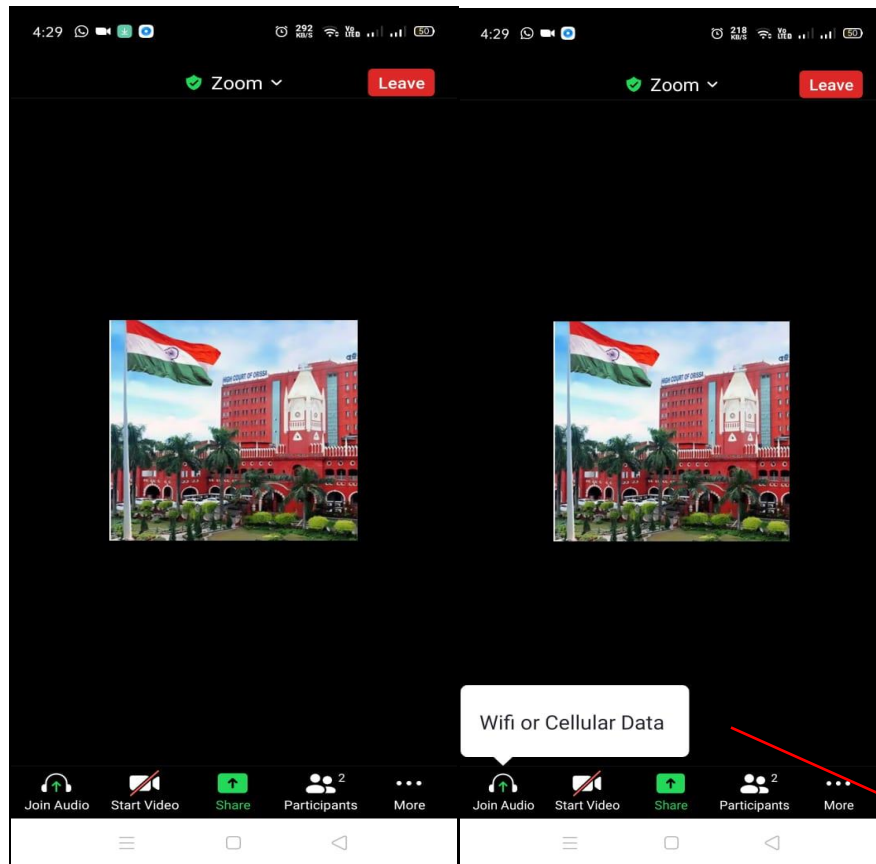


Always join with microphone muted and video off. The Camera may be turned on after joining and microphone may be unmuted when necessary.

4. Please enter Your Meeting passcode and wait until the host starts the meeting.



5. After admitted by Host, select the option **“Join with Computer Audio”** or **“Join with Wifi or Cellular data”**.



**CLICK THIS TO  
REMAIN AUDIBLE  
IN VC**

6. You have connected successfully to the zoom meeting.

